


LIGHT (A Key) _____

MODE (B Key) _____



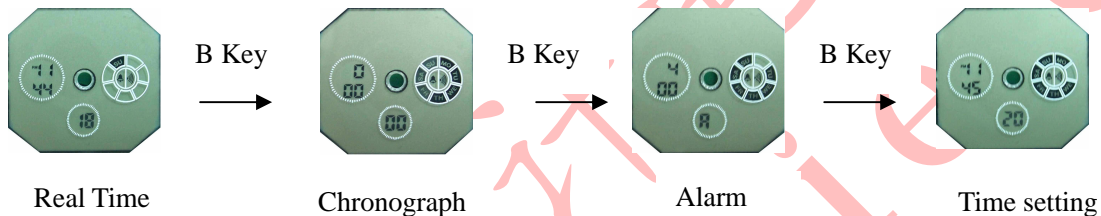
_____ (D Key) START

_____ (C Key) RESET

A . Features


- 6 Digits LCD Display, Display Hour ,Minute ,Second ,Month ,Day and Week
- Daily Alarm and Chime hourly
- Snooze
- 12 / 24H format selectable, Auto Calendar
- 1/100 second Chronograph with split functions
- EL backlight

B . Operational Manual



1. At any state ,press A key EL backlight for 3s .

2. Real Time

- Press C key to display Alarm ;Press D key to display Date .
- Turn On / Off Alarm and Chime
 - a). Press C + D key to turn on / off Alarm ,indicator “  ” displaying for On .
 - b). Press C + B key to turn On / Off Chime ,all days of week displaying for On .

3. Chronograph

- The display range of the Chronograph is 23 hours ,59 minutes ,59.99 seconds.
- Press D key to Start/Stop running ;
- When stop ,press C key to zero .
- When running ,press C key to split count .
- Then press D key to exit split count ,and stop counting ;
- When exit split count ,press C key to display all counts ; and press C key again to zero ;
- When running ,press B key to return to Real Time Mode ,and it running at back .

4. Daily Alarm

- "Hour " flashing once entry Daily Alarm .
- Press C key to select "Hour " or "Minute "setting
- Press D key to adjust the flashing item
- Press C key to confirm
- Press B key to return to Real Time mode
- Alarm Snooze ON/OFF

At Alarm sounding state ,press C key to stop sounding ,and press D key to ON/OFF snooze function .When Snooze function be ON ,it will sound five minutes later ,and auto stop after sounding for a minute .

5. Time Setting

"Second " flashing when loading ,press D key to zero ; Press C key to select item as following sequence :

Minute → Hour → Day → Month → Week

- Press D key to adjust the flashing item.
- When setting "Hour " ,"H" display for 2 4 H format ;" A " or " P " for 1 2 H format .
- Press D key while the seconds are in the range of 30 to 59 resets them to 00 and adds 1 to the minutes . In the range of 00 to 29,the minutes are unchanged.

C. Specifications

- Module Size : $\Phi 33.4\text{mm}$
- Module Thickness : $9.75 \pm 0.15 \text{ mm}$
- Operational Temperature Range : $-10^{\circ}\text{C} \sim 60^{\circ}\text{C}$
- Operational Voltage : 3.0V
- Accuracy : $\pm 90\text{sec/month}$
- Battery Code : CR2025
- Current Consumption for Digit (maxima) : $\leq 3.5 \text{ u A}(T=25^{\circ}\text{C})$
- Current Consumption for Digit (averagely) : $\leq 2.5 \text{ u A}(T=25^{\circ}\text{C})$
- Alarm Current : $\leq 2.5 \text{ m A}$
- EL Current : $\leq 10 \text{ m A}$
- Battery life 3 backlight operation (6 seconds) per day : 24month(Japan Lithium)
60 seconds of alarm operation per day

| | Prepared | Checked | Approve |
|------|----------|----------|----------|
| Name | 冯碧颜 | 徐治中 | 宋检望 |
| Date | 08/03/01 | 08/03/01 | 08/03/01 |