

LIGHT (A Key) ———

MODE (B Key) ———



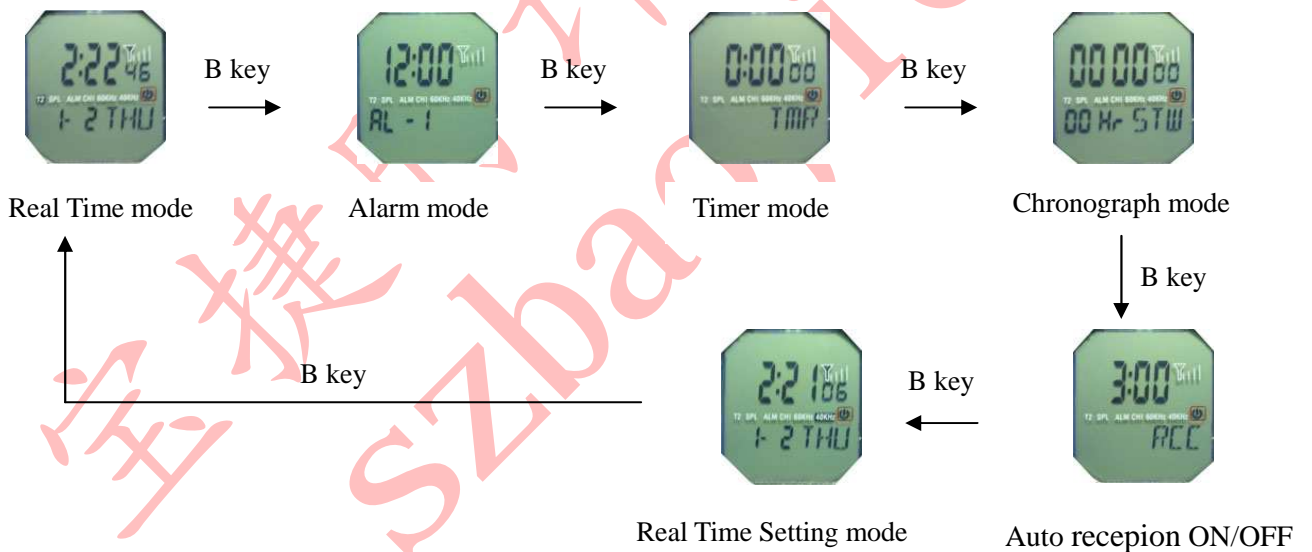
———— (D Key) START

———— (C Key) RESET

A . Features

- 12 Digits LCD Display, Display Hour ,Minute ,Second ,Year(2000~2049),Month ,Day and Week
- 12 / 24H format selectable, Auto Calendar
- 5 group alarm and Chime hourly.
- Timer
- RCC auto reception and manually reception
- Double band with automatically transition.
- Dual Time
- 1/100 second Chronograph
- key tone
- EL backlight

B. Operational Manual



1. At any state ,press A key EL backlight for 3s.

2. Real Time

- Under timer mode, press D key to check double time.

3. Alarm function

- Under alarm setting mode, Press C key to choice 5 groups of alarm in turn : AL-1、AL-2、AL-3、AL-4、AL-5.
- Alarm setting: press and hold C key for 3 seconds “ hour” blinking, press D key to adjust, then press C key “ minute” blinking, press D key again to adjust, press B key to confirm.
- press D key to choice alarm on/off and chime hourly; press once for alarm on (under symbol “ALM”),press the second for chime hourly(under symbol “CHI”), press the third for both alarm and chime on, press thee fourth time for both off .

- Alarming for 30 seconds and then stop automatically along with snooze function start.
- Press C or D key to close Snooze when alarming .


4. Timer mode

- Press D key to Start/Stop Timer. When stop, press C key to zero.
- Timer Time Setting: In the countdown timer mode, Press and holding C key for 3s, "Second" flashing ,press C key again to select "Hour", "Minute" setting ; Press D key to adjust the flashing item. Press B to exit the setting screen.
- The Max counter -down time is H99, 59' 59".



5. Chronograph

- The display range of the Chronograph is 23 hours, 59 minutes, 59.99 seconds.
- Stopwatch start with 0.01 second.
- Press D key to Start/Stop running; when stop, press C key to zero.

6. RCC Auto reception ON/OFF

- Under auto RCC reception, press D key to choice for turn on/off RCC, turn off auto RCC reception function enter into battery save mode (symbol “”)


7. Manually Reception function

- Under normal time mode ,double band symbol (60KHz) point to JJY60,press and hold C key for 3 seconds enter into compelled RCC reception , this signal is received from 60KHZ, if failure reception within 5 minutes, then double band symbol(40KHz) will turn to JJY40, and reception 40 KHZ signal followed , if failure within 5 minutes, it will stop reception. when enter in to RCC reception mode, the symbol “” display and blink, if signal received success, the symbol “” with three pcs of signal items blinking , after adjust automatically, those signal and tower will keep in the display, if RCC reception failed , then no signal items display and blink around the tower .

8. Time setting mode

- Time setting mode , “second” blinking , Press D key to reset , press C key to choice” hour,”minute”,,”year”,,”month”,,”date”, “summer time (on/off)”, “12/24H format” , when any relative segment blink, press D Key for adjust , press B key to exit .
- Week display update automatically.

9. Dual Time Mode

- Under normal time setting , Press D key enter into dual time mode(“”), then press and hold C key for 3 seconds” hour” blinking, press D key to adjust dual time ,press B key to exit

C. Importance clew

1. This movement receive radio controlled signal automatically. Auto setted time is AM 3:00
2. The watch receives time every 24 hours for check the time.
3. Time for RCC reception is 10 minutes, it will stop reception if no signal within 10 minutes.
4. In order to assure good signal, we advice take your watch near window to reception.
5. The reception time lasts five minutes, if failure reception in five minutes, it will auto stop reception.

D. Specifications

- Module Size : $\Phi 27.2\text{mm}$
- Module Thickness (include buzzer): 8.40mm
- Operational Temperature Range : $-10^{\circ}\text{C} \sim 60^{\circ}\text{C}$
- Operational Voltage : 3.0V
- Accuracy : $\pm 60\text{sec/month}$
- Battery Code : CR1620(capacitance: 75m Ah)
- static average current : $\leq 3.46\mu\text{A}$ (static maximum current : 4.5uA)
- Alarm average current : $\leq 1.04\text{mA}$ (Alarm maximum current : 5.0mA)
- EL lighten average current : $\leq 6.52\text{mA}$ (ELlighten maximum current : 10.0mA)
- RCC average receiver current : $\leq 81.22\text{mA}$ (RCC received the maximum current : 95.0mA)
- RCC receiver sensitivity(bare mobile phone) : $\leq 50\text{dB}$
- Battery life : $\geq 12\text{ month}$ (Japan Lithium)

(4 times a day bright light, bright 3 seconds each, a total of 12 seconds of light; daily alarm for 30 seconds; RCC receives 10 minutes a day)

www.szbaojie.com

	Prepared	Checked	Approved
Name	冯碧颜	赵星亮	宋检望
Date	10/11/20	10/11/20	10/11/20